

Vontobel Swiss Research Basket

Dynamic VONCERT Open End

In Switzerland, these financial instruments are considered structured products. They are not collective investment schemes within the meaning of the Swiss Federal Act on Collective Investment Schemes (CISA), and are therefore not subject to the regulations of the CISA or the supervision of the Swiss Financial Market Supervisory Authority FINMA. The investors bear the issuer's or the guarantor's credit risk.

Master Data

Product type	Tracker Certificate (SSPA: 1300)
Issuer	Vontobel Financial Products Ltd., DIFC Dubai
Guarantor	Vontobel Holding AG, Zurich (Moody's A3)
Lead Manager	Bank Vontobel AG, Zurich
Paying & calculation agent	Bank Vontobel AG, Zurich
Valor / Symbol	3018 8932 / Z44AAV
ISIN	CH0301889322
Initial Fixing	01.02.2016
Maturity	Open End
Issue Price	CHF 101.50 (CHF 1.50 front-load fee included)
Underlying	«Vontobel Swiss Research» Basket
Listing	SIX Swiss Exchange

Key Figures as of

28.12.2018

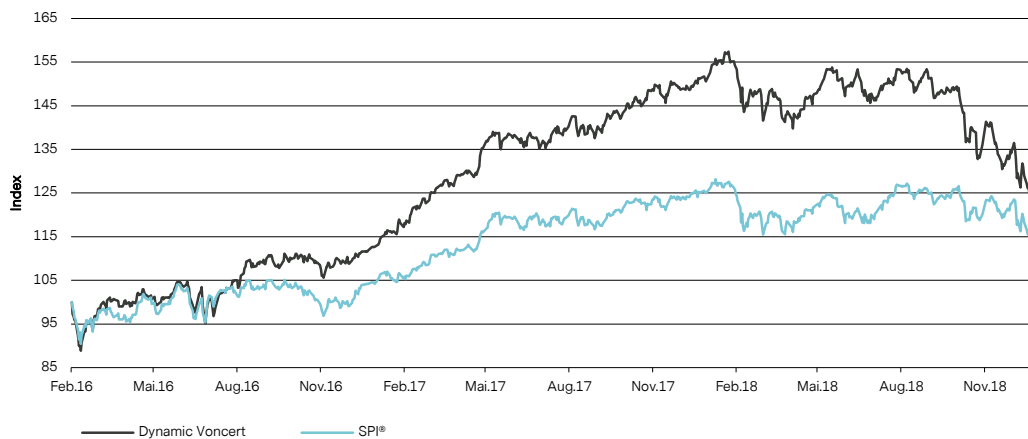
Closing Price	126.50
Currency	CHF
Management Fee	1.20% p.a.
Number of Positions	30
Link to the Blog (in German)	Click here >>>

Strategy

Vontobel is the market leader in Swiss equity research. This product now gives all investors access to our award-winning expertise.

The basket contains all Swiss stocks that have a 'Buy' recommendation from Vontobel's analysts. The basket is dynamic and adjustments are made on the same day as any rating changes, subject to the equities meeting liquidity requirements. Stocks that receive 'Buy' recommendations are included, and those that lose such recommendations are always eliminated. Thanks to the three weighting classes, the basket is more balanced than a capitalization-weighted equity index, and the market coverage is more realistic. The net dividends are reinvested in the same stock on the distribution date.

Indexed Performance Since Issue



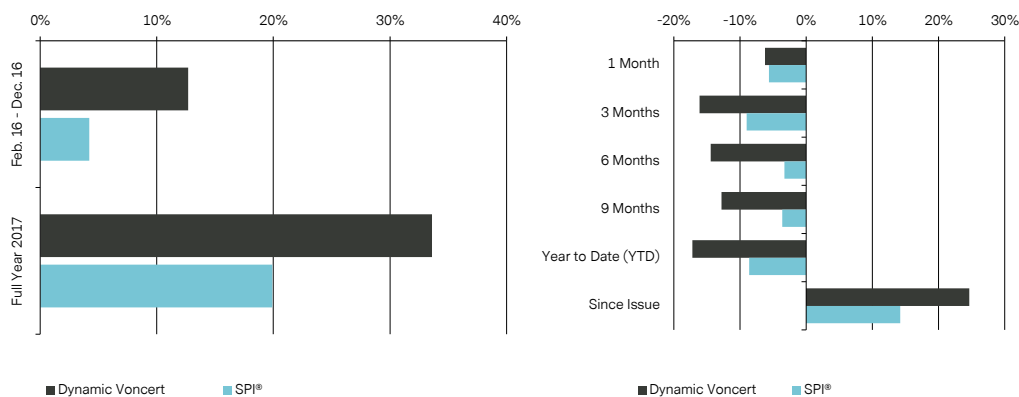
Dynamic VONCERT (Closing Price in CHF)

TIME PERIOD	PRICE	DATE
52 Week High	159.80	23.01.2018
52 Week Low	122.70	27.12.2018
All-time High	159.80	23.01.2018
All-time Low	90.25	11.02.2016

Source: Vontobel, Bloomberg, 28.12.18

Past performance must not be taken as an indication or guarantee of future performance.

Performance

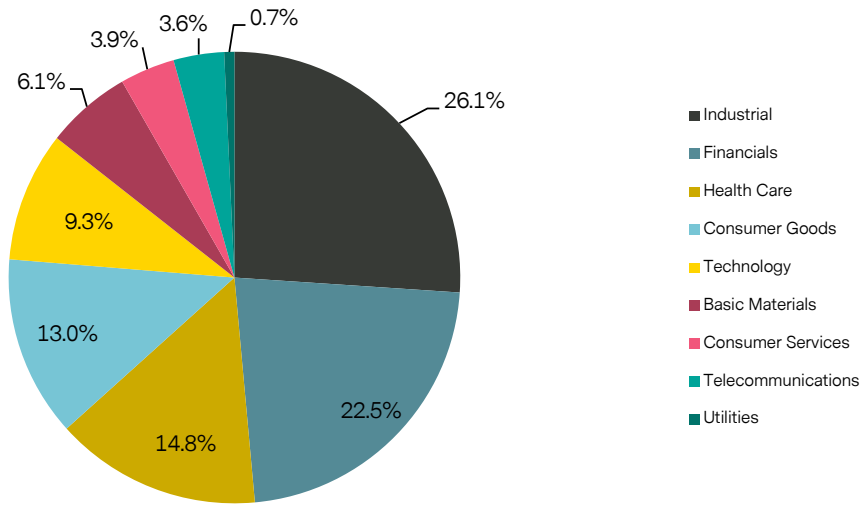


ZEITPERIODE	DYNAMIC VONCERT	SPI®	OUTPERFORMANCE Dynamic VONCERT - SPI®
1 Month	-6.2%	-5.6%	-0.6%
3 Months	-16.1%	-9.0%	-7.1%
6 Months	-14.4%	-3.3%	-11.1%
9 Months	-12.8%	-3.6%	-9.2%
Year to Date (YTD)	-17.2%	-8.6%	-8.6%
Since Issue	24.6%	14.2%	10.4%
Feb. 16 - Dec. 16	12.7%	4.2%	8.5%
Full Year 2017	33.6%	19.9%	13.7%

Source: Vontobel, Bloomberg, 28.12.18

Past performance must not be taken as an indication or guarantee of future performance.

Industry Weighting



Current Basket Composition (sorted by share price performance 1 month)

ISIN	UNDERLYING	PRICE (CHF)	WEIGHT %	ASSET CLASS	INDUSTRY SECTOR	CURRENCY	PRICE PERF. YTD	PRICE PERF.1 MONTH
CH0012280076	Straumann Holding AG	618.00	3.47%	Equity	Health Care	CHF	-10.2%	3.0%
CH0418792922	Sika AG	124.60	6.29%	Equity	Industrial	CHF	-3.4%	2.7%
CH0130293662	BKW AG	68.70	0.73%	Equity	Utilities	CHF	18.6%	1.5%
CH0267291224	Sunrise Communications AG	86.45	3.62%	Equity	Telecommunications	CHF	-2.9%	-0.7%
CH0126881561	Swiss Re AG	90.12	6.41%	Equity	Financials	CHF	-1.2%	-0.9%
CH0014852781	Swiss Life Holding AG	378.60	6.21%	Equity	Financials	CHF	9.7%	-1.0%
CH0001752309	Georg Fischer AG	786.50	3.55%	Equity	Industrial	CHF	-38.9%	-1.3%
CH0024590272	ALSO Holding AG	111.40	0.69%	Equity	Technology	CHF	-16.9%	-1.4%
CH0319416936	Flughafen Zuerich AG	162.50	3.64%	Equity	Industrial	CHF	-27.1%	-1.6%
CH0126673539	DKSH Holding Ltd.	67.85	0.73%	Equity	Consumer Services	CHF	-20.4%	-2.0%
CH0225173167	Cembra Money Bank AG	77.85	0.70%	Equity	Financials	CHF	-14.3%	-3.5%
CH0012032048	Roche Holding AG	243.40	6.21%	Equity	Health Care	CHF	-1.3%	-3.6%
CH0210483332	Compagnie Financière Richemont SA	63.00	6.08%	Equity	Consumer Goods	CHF	-28.7%	-3.9%
CH0012453913	Temenos AG	117.90	3.07%	Equity	Technology	CHF	-5.7%	-4.5%
CH0038863350	Nestlé SA	79.80	6.22%	Equity	Consumer Goods	CHF	-4.8%	-5.2%
CH0000816824	OC Oerlikon Corp. AG	11.04	3.41%	Equity	Industrial	CHF	-32.9%	-5.9%
CH0012684657	Bobst Group SA	68.30	0.69%	Equity	Industrial	CHF	-47.3%	-6.0%
CH0010645932	Givaudan SA	2'276.00	6.12%	Equity	Basic Materials	CHF	1.1%	-6.4%
CH0025751329	Logitech International SA	30.92	3.08%	Equity	Technology	CHF	-6.0%	-6.8%
CH0360826991	Comet Holding AG	79.75	0.69%	Equity	Industrial	CHF	-48.0%	-8.5%
CH0244767585	UBS Group AG	12.24	5.93%	Equity	Financials	CHF	-31.8%	-9.6%
CH0012214059	LafargeHolcim Ltd.	40.50	5.86%	Equity	Industrial	CHF	-26.3%	-9.6%
CH0010702154	Komax Holding AG	230.00	0.63%	Equity	Industrial	CHF	-28.0%	-10.6%
CH0030486770	Daetwyler Holding AG	124.80	0.69%	Equity	Industrial	CHF	-33.8%	-10.6%
CH0003541510	Forbo Holding AG	1'381.00	0.66%	Equity	Consumer Goods	CHF	-8.2%	-10.6%
CH0024608827	Partners Group Holding AG	596.00	3.25%	Equity	Financials	CHF	-10.8%	-10.7%
CH0023405456	Dufry AG	93.12	3.20%	Equity	Consumer Services	CHF	-35.7%	-13.7%
AT0000A18XM4	AMS AG	23.56	2.46%	Equity	Technology	CHF	-73.4%	-15.8%
CH0013841017	Lonza Group AG	254.70	5.10%	Equity	Health Care	CHF	-3.3%	-16.2%
CH0038388911	Sulzer AG	78.05	0.60%	Equity	Industrial	CHF	-34.0%	-16.7%

Information: Past performance must not be taken as an indication or guarantee of future performance. When investing in this VONCERT, the same risks must essentially be taken into account as for a direct investment in the underlying, in particular the related foreign currency, market and price risks. The investor is exposed to the risk of the issuer / guarantor defaulting. VONCERTs do not yield current income and have no capital protection. The basket is compiled on the basis of the current 'Buy' recommendations of Vontobel's research / sell-side analysis team. Adjustments are made on the basis of ratings changes by financial analysts. In preparing financial analysis, both Vontobel and its analysts disclose any conflicts of interest; these may be viewed at any time at www.derinet.ch/researchdisclaimer.

Legal information: The legally applicable product documentation (listing prospectus) consists of the definitive term sheet with the final terms and the issue program registered with SIX Swiss Exchange. These documents and the brochure "Special Risks in Securities Trading" may be obtained free of charge at www.derinet.ch or from Bank Vontobel AG, Financial Products, CH-8022 Zurich (Tel. +41 (0)58 283 78 88). This publication is for information purposes only and does not represent an investment recommendation or advice and contains neither an offer nor an invitation to make an offer. It does not replace the qualified advice necessary before any purchase decision, in particular as regards all associated risks. Structured products are not regarded as collective investment schemes within the meaning of the Federal Act on Collective Investment Schemes (CISA), and are therefore not subject to the approval or supervision of the Swiss Financial Market Supervisory Authority FINMA. The value of structured products may depend not only on the performance of the underlying, but also on the creditworthiness of the issuer. The investor is exposed to the risk of the issuer / guarantor defaulting. This publication and the financial products outlined therein are not intended for persons subject to a jurisdiction which limits or prohibits the sale of financial products or the dissemination of this publication and/or the information contained therein. All information is provided without a guarantee. ©Bank Vontobel AG. All rights reserved.

Bank Vontobel AG
Advisory Financial Products
Bleicherweg 21
8022 Zürich

Phone +41 (0)58 283 78 88
zertifikate.ch@vontobel.com

Banque Vontobel SA
Produits dérivés
Rue du Rhône 31
1204 Genève

Phone +41 (0)58 283 26 26
certificats.ch@vontobel.com